

# CHRISTIANITY KS 2 Unit 7: A Local Parish Church



<p><b>What this unit contains</b></p>	<p>The local parish church a place where Christians worship.          Belonging to the community and what it is like being a child in the church.          The church as an international fellowship of Christianity.          Christians try to show their love through their actions; by loving their neighbours Christians show their care for all people.          Special and regular ceremonies taking place in the church: worship, prayer and meetings.          The role of the Priest / Vicar/Curate</p>																														
<p><b>Where the unit fits and how it builds upon previous learning</b></p>	<p>This unit builds on knowledge from Unit 4 where students explore the place in the community where Christians worship and introduces pupils to the idea of a local church. It is intended to include a visit to the local church nearest to the school          This unit is intended as a focus on the local Anglican parish church; however the church visited could be a Roman Catholic or Greek Orthodox church if this is more appropriate for the school and/or more welcoming.          Sessions 3 &amp; 4 should be devoted to the visit to the place of worship and in lesson 6 the class should host 2-4 visitors from the church.</p>																														
<p><b>Extension activities and further thinking</b></p>	<ul style="list-style-type: none"> <li>➤ Find out about similar churches in other countries.</li> <li>➤ Present the results of the survey in a range of interesting ways.</li> <li>➤ Produce a job description and person specification of a priest/vicar/curate or active member of the church.</li> <li>➤ Devise and e-mail a questionnaire to the Bishop to contribute to the class detection process.</li> <li>➤ Research how the local church studied links to other Christians around the world.</li> <li>➤ Find out what a Diocese is and how this links churches together.</li> </ul>																														
<p><b>Vocabulary</b></p> <table border="0"> <tr> <td>Christian</td> <td>prayer</td> <td>Church</td> <td>Sunday</td> </tr> <tr> <td>Vicar</td> <td>Bible</td> <td>ceremony</td> <td>funeral</td> </tr> <tr> <td>priest</td> <td>Wedding</td> <td>hymn</td> <td>service</td> </tr> <tr> <td>parish</td> <td>Christening</td> <td>baptism</td> <td>international</td> </tr> <tr> <td>fellowship</td> <td>Vicar</td> <td>confirmation</td> <td>Anglican</td> </tr> <tr> <td>Orthodox</td> <td>Curate</td> <td>Roman Catholic</td> <td>Communion</td> </tr> <tr> <td>Worship</td> <td></td> <td></td> <td></td> </tr> </table>	Christian	prayer	Church	Sunday	Vicar	Bible	ceremony	funeral	priest	Wedding	hymn	service	parish	Christening	baptism	international	fellowship	Vicar	confirmation	Anglican	Orthodox	Curate	Roman Catholic	Communion	Worship				<p><b>SMSC/Citizenship</b></p> <ul style="list-style-type: none"> <li>➤ The international community of a faith</li> <li>➤ Belonging</li> <li>➤ Growing up in a faith</li> </ul>		
Christian	prayer	Church	Sunday																												
Vicar	Bible	ceremony	funeral																												
priest	Wedding	hymn	service																												
parish	Christening	baptism	international																												
fellowship	Vicar	confirmation	Anglican																												
Orthodox	Curate	Roman Catholic	Communion																												
Worship																															

# CHRISTIANITY KS 2 Unit 7: A Local Parish Church



## Unit 7 Session 1

Learning objectives	A T 1	A T 2	Suggested teaching activities	Sensitivities, points to note, resources
<p>Pupils should:</p> <ul style="list-style-type: none"> <li>➤ know about Christian churches;</li> <li>➤ know about one local parish church and where it is in relation to the school;</li> <li>➤ know that people go to churches for different reasons.</li> </ul>	<p>√</p> <p>√</p> <p>√</p>	<p>√</p>	<p>Brainstorm existing knowledge about churches. Make a class survey of when/if members of the class have ever been to a Christian church. Link to regular services, festivals, family ceremonies and special times.</p> <p>Explain that this unit will focus in particular on a local Parish church.</p> <p>Show pupils a picture of the local church that they will study – do they know its name? Does anyone attend?</p> <p>Draw a simple map of the local area showing the school, the local Parish church and a few other significant landmarks. Pupils could also indicate their homes on the map if they are able.</p>	<p><b>N.B.</b> It is important that pupils do not think that all Christian places of worship look the same.</p> <p><b>Resources</b> Poster/pictures of local church Map of the local area showing the position of the local parish church.</p>


# CHRISTIANITY KS 2 Unit 7: A Local Parish Church



## Unit 7 Sessions 2 - 5

Learning objectives	A T 1	A T 2	Suggested teaching activities	Sensitivities, points to note, resources
<p>Pupils should:</p> <ul style="list-style-type: none"> <li>➤ Know about the local parish church: <ul style="list-style-type: none"> <li>▪ name,</li> <li>▪ geographical position,</li> <li>▪ what it looks like outside,</li> <li>▪ what it looks like inside,</li> <li>▪ how it got its name,</li> <li>▪ who goes there,</li> <li>▪ when people go there,</li> <li>▪ who leads and who supports the worship,</li> <li>▪ what a parish is,</li> <li>▪ what special clothing is worn by people who organise services there.</li> </ul> </li> </ul>	<p>√</p> <p>√</p> <p>√</p> <p>√</p>	<p>√</p> <p>√</p> <p>√</p>	<p><b>Session 2</b></p> <p>Complete a class sheet of existing knowledge and areas for study led by the learning objectives of the unit and the particular place being visited. The third column will be completed after the visit.</p> <p>Prepare pupils for a visit in sessions 3 &amp; 4 by organising into groups to collect different sorts of information as church detectives.</p> <p>Clarify behaviour expectations of how pupils should behave when they go to the building. In small groups, draft suggestions for behaviour in the place of worship. Feed back to class and generate a set of agreed class rules for good behaviour.</p> <p>Why is a place of worship a special place? Record current views.</p> <p>Clarify the focus for each group during the visit.</p>	<p><b>Resources</b></p> <p>Picture of the local church</p> <p>Picture of the clergy and some members of the church family.</p> <p>Map showing position</p> <p>Artefacts:e.g. Chalice, Cross, paten, priest doll/dress items</p> <p>Faiths 2 CD Rom.</p> <p>Class sheet to collate information.</p>


# CHRISTIANITY KS 2 Unit 7: A Local Parish Church



## Unit 7 Session 3 & 4

Learning objectives	A T 1	A T 2	Suggested teaching activities	Sensitivities, points to note, resources
<p><b>The Visit</b></p> <p>➤ Experience the local church through a visit to gather information.</p>	√	√  √	<p>A visit will take up 2 sessions of this unit.</p> <p>During the visit each group will focus on its particular area of study, sketching, taking photographs, seeking out evidence and making notes etc. One group could develop a plan to plot the main features; another could be seeking information outside.</p> <p>Teachers should ensure that the visit is multi-sensory, enabling pupils to appreciate sights, sounds, textures and scents associated with the place.</p> <p>All pupils should be given the opportunity to sit and reflect on the atmosphere of the place and to record their feelings.</p>	<p><b>Resources</b></p> <p><b>N.B.</b> Before the visit ensure that adult helpers are clear about the focus for their particular group.</p>

# CHRISTIANITY KS 2 Unit 7: A Local Parish Church



Learning objectives	A T 1	A T 2	Suggested teaching activities	Focus for assessment	Sensitivities, points to note, resources
<p>Pupils should:</p> <ul style="list-style-type: none"> <li>➤ know information about the church collated by different groups.</li> </ul>	√	√	<p>During this lesson the pupils should share their information possibly on a display.</p> <p>They can also complete the third column of the class sheet started in session 2 and each group should identify one question they would still like to ask a visitor in session 6.</p> <p><b>Assessment task</b> How does the church provide a focus for the community to share good and sad times together?</p>	<p><b>Assessment Levels</b> <i>Level 2 Attainment target 1</i> Pupils use religious words &amp; phrases to identify some features of religion &amp; its importance for some people. Pupils suggest meanings for religious actions &amp; symbols. <i>Attainment target 2</i> Pupils ask, &amp; respond sensitively to, questions about their own &amp; others' experiences &amp; feelings. <i>Level 3 Attainment target 1</i> Pupils use a developing religious vocabulary to describe some key features of religions. They begin to identify the impact religion has on believers' lives. They describe some forms of religious expression. <i>Attainment target 2</i> Pupils ask important questions about religion and beliefs, making links between their own and others' responses. They make links between values &amp; commitments, and their own attitudes and behaviour. <i>Level 4 Attainment target 1</i> Pupils use a developing religious vocabulary to describe &amp; show understanding of practices, beliefs, ideas, feelings and experiences. They make links between them, &amp; describe some similarities and differences within &amp; between religions. They describe the impact of religion on people's lives. They suggest meanings for a range of forms of religious expression. <i>Attainment target 2</i> Pupils raise, &amp; suggest answers to, questions of identity, belonging, meaning, purpose, truth, values and commitments. They apply their ideas to their own and other people's lives.</p>	<p><b>Resources</b></p> <p>Display resources</p>

# CHRISTIANITY KS 2 Unit 7: A Local Parish Church



## Unit 7 Session 6


Learning objectives	A T 1	A T 2	Suggested teaching activities	Sensitivities, points to note, resources
Pupils should: ➤ Know some members of the church community.	√  √	√	During this lesson the class will host and interview at least one but possibly a selection of visitors from the parish church.  The display and class information gathering sheet should be shown to the visitors and this lesson also provides an opportunity to for thanking the representatives for their visit.  Complete an 'I went to visit' short response sheet each.	<b>Resources</b> 'I went to visit' short response sheet

# CHRISTIANITY KS 2 Unit 7: A Local Parish Church




## *Unit 7 Sessions 2 & 5*

Finding out about:		
What do we know already?	What do we want to know?	What have we learnt?



## Unit 7 Session 6

### Short response sheet



We went to visit.....

I liked the.....

I felt.....